




District Reading Data Review Worksheet Percent Proficient and Above – OAT/OGT

Instructions: Enter your district's percentage of students at or above the proficient level for each subgroup in each of the Achievement Test/OGT columns. Use the key below to color each box for AYP status.

District Name	3 rd Gr. Rdg	4 th Gr. Rdg	5 th Gr. Rdg	6 th Gr. Rdg	7 th Gr. Rdg	8 th Gr. Rdg	10 th Gr. Rdg
School Year:							
All Students							
Economically Disadvantaged							
Asian							
African American							
American Indian							
Hispanic							
Multiracial							
White							
IEP							
LEP							
2006-07 AYP Goal	60.6	67.1	49.6	55.5	47.3	47.5	60.0

	AYP Met		AYP Met by 2.5 or less		AYP Not Met
green		yellow		red	